

Reduced to the best.

**prime
cube**[®]

Customized Computer Systems








Product Supplement

Prime Cube Product Supplement


The following successful embedded and IPC solutions complete the Prime Cube product range. They are focused for use in specific applications, e.g. as industrial ERP/MES thin client.

The systems provide long-term available and proven technology platforms. All electronic and mechanical components are selected to reach the highest system availability.

Overview of the extended product range

Type	Prime Cube A-Line TC	Prime Cube E-Line CC	Prime Cube E-Line EMX	Prime Cube E-Line EMR	Prime Cube B-Line BMX
Image					
Description	■ Embedded client	■ Ethernet-based CNC operator panel	■ Panel PC with 19" front	■ Industrial display with 19" front	■ Box PC for high-performance applications
Housing	<ul style="list-style-type: none"> ■ Mechanically stable aluminium housing ■ Industrial, EMC compliant design ■ Completely fanless cooling ■ Flange mounting for support arm or pedestal 	<ul style="list-style-type: none"> ■ Mechanically stable, robust system-unit cover made of galvanized sheet-steel ■ Industrial, EMC compliant design ■ Completely fanless cooling 	<ul style="list-style-type: none"> ■ Mechanically stable, robust system-unit cover made of galvanized sheet-steel ■ VESA 75/100 on rear side ■ Industrial, EMC compliant design ■ Integrated system fan 	<ul style="list-style-type: none"> ■ Mechanically stable, robust system-unit cover made of galvanized sheet-steel ■ VESA 75/100 on rear side ■ Industrial, EMC compliant design, no rotating parts 	<ul style="list-style-type: none"> ■ Mechanically stable, robust housing made of galvanized sheet-steel ■ Industrial, EMC compliant design, cooling concept especially designed for high-performance systems
Front panel	<ul style="list-style-type: none"> ■ Aluminium front panel, surface powder-coated ■ Touch screen (resistive-analogue) ■ 2x USB, IP65 covered ■ Status LED ■ Customized design as option ■ 4 function keys 	<ul style="list-style-type: none"> ■ Milled aluminium ■ Integrated membrane keyboard ■ Touch screen (resistive-analogue) as option ■ 2x USB, IP65 covered ■ Customized design as option 	<ul style="list-style-type: none"> ■ Aluminium front panel, surface powder-coated ■ Touch screen (resistive-analogue) ■ 2x USB, IP65 covered ■ Customized design as option 	<ul style="list-style-type: none"> ■ Aluminium front panel, surface powder-coated ■ Touch screen (resistive-analogue) ■ V2A front panel as option 	
Protection class (front/rear)	■ IP65/IP65	■ IP65/IP20	■ IP65/IP20	■ IP65/IP20	■ IP20/IP20
Display	■ 12.1" TFT (SVGA), 17" TFT (SXGA)	■ 12.1" TFT (SVGA)	■ 15" TFT (XGA), 17" TFT (SXGA)	■ 15" TFT (XGA), 17" TFT (SXGA), 19" TFT (SXGA)	
Base board / CPU module	<ul style="list-style-type: none"> ■ Long-term available base board ■ ETX CPU Geode LX 800, Celeron M 600 MHz or Celeron M 1.0 GHz, fanless cooling ■ Onboard graphics (shared memory) 	<ul style="list-style-type: none"> ■ Long-term available base board ■ ETX CPU Geode LX800, fanless cooling ■ Onboard graphics (shared memory) 	<ul style="list-style-type: none"> ■ Chipset Intel GM965 Express ■ CPU Celeron 550 (2.0 GHz) or Core™2 Duo T7500 (2x 2.2 GHz) ■ Onboard graphics (shared memory) 		<ul style="list-style-type: none"> ■ Chipset Intel Q45 / ICH10 DO ■ CPU Celeron 440 (2.0 GHz), Celeron E1500 (2.2 GHz), Core 2 Duo E8400 (2x 3.0 GHz) or Core 2 Quad Q9400 (4x 2.66 GHz) ■ Onboard graphics (shared memory)
Memory	■ 256 MB/512 MB/1 GB SDRAM (acc. to config.)	■ 256 MB SDRAM	■ Up to 4 GB DDR2 RAM		■ Up to 16 GB DDR2 RAM
Drives (hard disk drive/CompactFlash)	■ 512 MB/1 GB, customized up to 4 GB CF card	■ 256 MB CF card	<ul style="list-style-type: none"> ■ 2.5" SATA-HDD ≥ 80 GB, SSD ≥ 32 GB as option ■ DVD-R or DVD-RW as option 		<ul style="list-style-type: none"> ■ 2.5" SATA-HDD ≥ 80 GB, SSD ≥ 32 GB as option, exchange from outside without tools, two HDDs as RAID0 or RAID1 array as option ■ DVD-R or DVD-RW as option
Interfaces	<ul style="list-style-type: none"> ■ 1x Ethernet (10/100 Mbit) ■ 4x USB 2.0, thereof 2x in front, IP65 covered 	<ul style="list-style-type: none"> ■ 1x Ethernet (10/100 Mbit) ■ 4x USB 2.0, thereof 2x in front, IP65 covered ■ Profibus-DP for direct-key module (option) 	<ul style="list-style-type: none"> ■ COM1, COM2, 2x PS/2, 1x VGA, 1x DVI-I ■ 2x Ethernet (10/100/1000 Mbit) ■ 6x USB 2.0, thereof 2x in front, IP65 covered ■ Audio: Line-in, Line-out, Mic-in ■ Up to 2x PCI (short card format) as option 	<ul style="list-style-type: none"> ■ 1x VGA, 1x DVI-D ■ 1x USB (transmission of touch signals) 	<ul style="list-style-type: none"> ■ COM1 (RS 232), 2x PS/2, 1x VGA, 1x DVI-D opt. ■ 2x Ethernet (10/100/1000 Mbit) ■ 6x USB 2.0 ■ Audio: Mic-in, Line-in, Line-out ■ 4x PCI, 1x PCI Express x1, 1x PCI Express x8 (1 Lane), 1x PCI Express x16
Power supply	■ 24 V DC (18...36 V DC)	■ 24 V DC (18...36 V DC)	■ 24 V DC resp. 100-240 V AC	■ 24 V DC resp. 100-240 V AC	■ 100-240 V AC resp. 24 V DC
Power consumption max./typ.	<ul style="list-style-type: none"> ■ 75 W max. ■ 30 W (12.1"), 50 W (17") typ. 	<ul style="list-style-type: none"> ■ 60 W max. ■ 28 W typ. 	<ul style="list-style-type: none"> ■ 120 W (24 V DC) resp. 132 VA (230 V AC) max. ■ 15": 75 W (24 V DC) resp. 83 VA (230 V AC) typ. ■ 17": 83 W (24 V DC) resp. 93 VA (230 V AC) typ. 	<ul style="list-style-type: none"> ■ 75 W max. ■ 26 W (15"), 37 W (17"), 44 W (19") typ. 	<ul style="list-style-type: none"> ■ 590 VA (230 V AC) resp. 400 W (24 V DC) max. ■ 125 VA (230 V AC) resp. 104 W (24 V DC) typ.
Ambient temperature	■ 0 °C up to +50 °C (12.1") resp. up to +45 °C (17")	■ 0 °C up to +45 °C	■ +5 °C up to +45 °C	■ +5 °C up to +45 °C	■ +5 °C up to +45 °C
EMC: interference emission/interference resistance	<ul style="list-style-type: none"> ■ Acc. EN 55022:1998 + A1:2000 + A2:2003 Cl. A ■ Acc. EN 55024:1998 und EN 61000-6-2:2001 	<ul style="list-style-type: none"> ■ Acc. EN 55022:1998 + A1:2000 + A2:2003 Cl. A ■ Acc. EN 55024:1998 und EN 61000-6-2:2001 	<ul style="list-style-type: none"> ■ Acc. EN 55022:1998 + A1:2000 + A2:2003 Cl. A ■ Acc. EN 55024:1998 und EN 61000-6-2:2001 	<ul style="list-style-type: none"> ■ Acc. EN 55022:1998 + A1:2000 + A2:2003 Cl. A ■ Acc. EN 55024:1998 und EN 61000-6-2:2001 	<ul style="list-style-type: none"> ■ Acc. EN 55022:1998 + A1:2000 + A2:2003 Cl. A ■ Acc. EN 55024:1998 und EN 61000-6-2:2001
Shock load/oscillating load in operation	<ul style="list-style-type: none"> ■ EN 60068-2-27 ■ EN 60068-2-6 	<ul style="list-style-type: none"> ■ EN 60068-2-27 ■ EN 60068-2-6 		<ul style="list-style-type: none"> ■ EN 60068-2-27 ■ EN 60068-2-6 	<ul style="list-style-type: none"> ■ EN 60068-2-27 ■ EN 60068-2-6
Operating system	■ Embedded Linux or Windows XP Embedded (depending on the device's configuration)	<ul style="list-style-type: none"> ■ Embedded Linux, web based configuration menu, remote access possible ■ VNC client (CNC systems with VNC server required) 	■ Windows XP Prof., other upon request		■ Windows XP Prof., other upon request
Endurance test	■ 48 h burn-in before delivery	■ 24 h burn-in before delivery	■ 48 h burn-in before delivery	■ 24 h burn-in before delivery	■ 48 h burn-in before delivery
Certificate	■ CE, UL-Recognized-Component	■ CE, UL-Recognized-Component	■ CE	■ CE	■ CE

Reduced to the best.



www.primecube.de

Issue 12/09

© MSC Tuttlingen GmbH. All rights reserved. Although great care has been taken in preparing this printed matter, MSC can not be held responsible for any errors or omissions. All Information in here is subject to change without notice. All company, hardware and software names or company or product logos used are trade names and/or trademarks of the respective manufacturer.



MSC Microcomputers Systems Components Tuttlingen GmbH

Rudolf-Diesel-Str. 17 ■ 78532 Tuttlingen ■ Germany ■ Tel. +49 7461 925-200 ■ sales@msc-tuttlingen.de